



Auditors' report to the members of **Ayurvedic Academy Inc**

Report on the financial statements

We have audited the financial statements of Ayurvedic Academy Inc which comprise the balance sheet as at 31 March 2022, and the statements of income, changes in equity. These financial statements are the responsibility of the Company's directors. Our responsibility is to express an opinion on these financial statements based on our audit. Our audit work has been undertaken so that we might state to the Company's members those matters we are required to state to them in an auditor's report and for no other purpose. To the fullest extent permitted by law, we do not accept or assume responsibility to anyone other than the Company and the Company's members as a body, for our audit work, for this report, or for the opinion we have formed.

Report on other legal and regulatory requirements

- We have obtained all the information and explanations we have considered necessary for the purpose of our audit.
- In our opinion, proper books of account have been kept by the Company.
- The Company's financial statements are in agreement with the books of account.

For N D S & Co
Chartered Accountants

Sanjay Shreesha
Partner



UDIN: 22206099AONJHS5366

19/06/2022

AYURVEDIC ACADEMY INC.
691 S Milpitas Blvd Ste 206, Milpitas, CA 95035

Balance Sheet as at March 31, 2022

STOCKHOLDERS EQUITY AND LIABILITY	Schedules	As on March 31, 2022		As on March 31, 2021	
		Amount in USD		Amount in USD	
Stockholders Equity					
Common Stock					
100 shares of common stock with no par value					
Stockholders Equity					
Retained Earnings		\$361,030		(\$261,900)	
Advance from Stockholder		\$1,154,000		\$1,744,000	
Total Stockholders' Equity			\$1,515,030		\$1,482,100
Long Term Liabilities					
Unsecured Loans	2	\$ 161,510	\$ 161,510	\$ 339,687	\$ 339,687
Current Liabilities					
Accounts Payable	3	\$ 197,895		\$ 313,537	
Advances Received		\$ 1,444,638	\$ 1,642,533	\$ 1,172,767	\$ 1,486,304
Total Liabilities & Stockholders' Equity			\$3,319,073		\$3,308,092
ASSETS					
Fixed Assets	4				
Gross Block		\$ 132,348		\$ 102,986	
Less :- Depreciation		\$ 86,714		\$ 77,194	
Net Block			\$ 45,634		\$ 25,792
Loans & Advances	5		\$ 2,224,427		\$ 1,238,824
Current Assets	6				
Cash and Bank Balance		\$ 252,965		\$ 1,185,081	
Inventory		\$ -		\$ 56,462	
Accounts Receivable & Advance for Purchase		\$ 796,047		\$ 801,932	
			\$ 1,049,012		\$ 2,043,475
Total Assets			\$3,319,073		\$3,308,092

Schedules 1 to 12 form an integral part of this statement

In terms of our report attached.

For NDS & Co.,

Chartered Accountants

FRN: 0098045

Sanjay Shreesha, B com, FCA

Partner

Membership No. 206099

Place: Bengaluru

Date: Jun 19, 2022






On behalf of Board of Directors

For **AYURVEDIC ACADEMY INC.**

R. Vangal
Ramesh Vangal
Chairman

AYURVEDIC ACADEMY INC.
691 S Milpitas Blvd Ste 206, Milpitas, CA 95035

Profit & Loss Account for the period April 1, 2022 to March 31, 2022

Particulars	Schedules	2021-22		2020-21	
		Amount In USD		Amount In USD	
Revenues					
Tuition fee	7	\$ 1,881,603		\$ 1,500,997	
Clinic Service Income		\$ 385,957		\$ 614,738	
Total Revenues			\$ 2,267,560		\$ 2,115,735
Cost of Goods Sold	8		\$ 496,614		\$ 380,408
Gross Profit			\$ 1,770,946		\$ 1,735,327
Expenses					
Staff Cost	9	\$ 857,671		\$ 879,129	
Administrative Expenses	10	\$ 270,755		\$ 316,529	
Selling & Distribution Expenses	11	\$ 116,029		\$ 87,016	
Financial Charges	12	\$ -		\$ -	
Amortization & Depreciation	4	\$ 9,520		\$ 19,395	
Sub Total			\$ 1,253,975		\$ 1,302,069
Net Income			\$ 516,971		\$ 433,257
Other Income			\$ 105,959		
Income Tax Provision/Estimate					
Deficit Carried to Balance Sheet			\$ 622,930		\$ 433,257
Retained Earning Previous Years			(\$ 261,900)		(\$ 695,157)
Retained Earning Transferred to Balance Sheet			\$ 361,030		(\$ 261,900)
Schedules 1 to 12 form an integral part of this statement					
In terms of our report attached.					
For NDS & Co.,		On behalf of Board of Directors			
Chartered Accountants		For AYURVEDIC ACADEMY INC.			
FRN: 0098045					
 Sanjay Shreesha, B com, FCA Partner Membership No. 206099					
Place: Bengaluru		 Ramesh Vangal Chairman			
Date: Jun 19, 2022					

AYURVEDIC ACADEMY INC.

Schedule 1-Significant Accounting Policies

- 1.1 Basis for preparation of financial statements and method of accounting
The financial statements are prepared under the historical cost convention on accrual basis of accounting and in accordance with policies generally accepted in India including Accounting Standards issued by the Institute of Chartered Accountants of India.

The financial statements are presented in USD which is the company's functional currency. All financial information is presented in USD unless otherwise stated.
- 1.2 Use of estimates
The preparation of the financial statements in conformity with the accounting standards generally accepted in India requires the management to make estimates that affect the reported amount of assets and liabilities, disclosure of contingent liabilities as at the date of the financial statement and reported amounts of revenues and expenses for the year. Actual results could differ from estimates.
- 1.3 Revenue Recognition
Sales are net of rebate, discount, Taxes. Treatment income & consulting charges is recognized on completion of each service & consultation.
- 1.4 Inventories
Raw materials, consumables and work-in-progress are valued at cost or net realizable value, whichever is lower.
- 1.5 Fixed Assets
 - a) Fixed assets are stated at cost less depreciation. Cost includes expenses related to acquisition and installation of fixed assets.
 - b) Depreciation is charged on Straight Line Method at the rates based on management's estimates of useful life.
- 1.6 Previous year figures have been re-grouped/ re-classified wherever necessary to correspond with current year classification/disclosure.

AYURVEDIC ACADEMY INC.

691 S, Milpitas Blvd Ste 206, Milpitas, CA 95035

Schedules to Profit and Loss Account for the period April 1, 2021 to March 31, 2022

Schedule -7 Revenue	FY 2021-22	FY 2020-21
Registration Fee		
Tuition fee on Regular Classes	\$ 1,609,593	\$ 1,297,553
Work Shop Panchkama Classes	\$ 272,009	\$ 203,444
Total Tutition Fee Income	\$ 1,881,603	\$ 1,500,997
Clinic Service Income	\$ 385,957	\$ 276,620
Product Sales	\$ -	\$ 338,119
Total Clinic Service Income	\$ 385,957	\$ 614,738
Total Income	\$ 2,267,560	\$ 2,115,735
Schedule -8 Cost of Goods Sold	FY 2021-22	FY 2020-21
Faculty Travel & Meals		\$ 850
Instructors Honorarium	\$ 119,642	\$ 38,686
India Intensive Cost		
Classroom Rent		
Academy Materials Supplies	\$ 840	
Service provider Fee	\$ 185,175	\$ 106,874
Clinic Consumables and Supplies	\$ 5,578	\$ 3,120
Books and Materials	\$ 10,908	\$ 6,415
Product Consumption	\$ -	\$ 93,673
Laundry Service	\$ 14,810	\$ 11,507
Class coordinator/mentor fee	\$ 66,866	\$ 32,392
Credit Card Merchant Fee	\$ 92,796	\$ 86,891
Total	\$ 496,614	\$ 380,408
Schedule -9 Staff Cost	FY 2021-22	FY 2020-21
Staff cost Allocation	\$ 793,248	\$ 808,780
Workmens' Compensation Fund	\$ 6,665	\$ 5,355
Employee Medical	\$ 3,615	
Employer Payroll Taxes	\$ 54,143	\$ 64,993
Total	\$ 857,671	\$ 879,129

Schedule -10 Administrative Expenses	FY 2021-22	FY 2020-21
Staff Welfare Expenses	\$ 1,347	
Independent Contractor	\$ (91)	\$ 11,536
Computer & Internet Exp	\$ 5,707	\$ 7,112
Printing and Reproduction	\$ 16,249	\$ 15,315
Licenses & Permits	\$ 3,943	\$ 11,366
Meals & Entertainment	\$ 396	\$ 1,290
Office Expenses	\$ 500	\$ 500
Office Supplies	\$ 10,009	\$ 6,599
Postage & Delivery	\$ 1,977	\$ 30,485
Professional Fees	\$ 45,005	\$ 60,488
Rent	\$ 135,295	\$ 132,231
Taxes	\$ 2,023	\$ 200
Telephone	\$ 10,950	\$ 6,472
Travel	\$ 10,840	
Lodging	\$ 359	
SF - Utilities		\$ 6,966
Insurance Expense	\$ 9,232	\$ 15,331
Membership & Subscriptions	\$ 13,090	\$ 5,798
Shipping	\$ 1,517	2690
Storage	\$ 2,410	\$ 2,152
Total	\$ 270,755	\$ 316,529
Schedule - 11 Selling and Distribution Expenses	FY 2021-22	FY 2020-21
Advertising		
Event Expenses	\$ 750	\$ (2,500)
Marketing	\$ 80,485	\$ 57,856
Content Creation Expenses	\$ 20,317	\$ 23,560
Bank service Charge	\$ 8,022	\$ 7,646
Coach Promo Video	\$ 6,005	
Commissions Paid	\$ 450	\$ 454
Total	\$ 116,029	\$ 87,016
Schedule -12 Financial Charges	FY 2021-22	FY 2020-21
Interest Expense		
Total	\$ -	\$ -

AYURVEDIC ACADEMY INC.

691 S Milpitas Blvd Ste 206, Milpitas, CA 95035

Schedule - 4 - FIXED ASSETS forming part of the Balance Sheet as at March 31, 2022

Amt in USD

Particulars	Percent age (SLM)	GROSS BLOCK			DEPRECIATION			Net Block	
		Cost as on March 31, 2021	Additions / (Deletions)	Cost as on Mar 31, 2022	Upto March 31, 2021	For the Period	Upto Mar 31, 2022	As on Mar 31, 2022	As on March 31, 2021
Office Equipment	14%	\$ 2,292.72	\$ 2,517	\$ 4,810	\$ 2,008.95	\$ 239	\$ 2,247	\$ 2,562	\$ 284
Computer	30%	\$ 9,172.60	\$ 2,250	\$ 11,423	\$ 7,982.87	\$ 2,968	\$ 10,951	\$ 472	\$ 1,190
Furniture	17%	\$ 12,024.10	\$ 2,900	\$ 14,924	\$ 4,177.96	\$ 3,330	\$ 7,508	\$ 7,416	\$ 7,846
		\$ -							\$ -
Intangible Asset		\$ -							\$ -
		\$ -							\$ -
Content Development	20%	\$ 63,352.40	\$ 21,696	\$ 85,048	\$ 61,252	\$ 2,100	\$ 63,352	\$ 21,696	\$ 2,100
		\$ -			\$ -		\$ -		\$ -
Milpitas Buildout	20%	\$ 16,143.88		\$ 16,144	\$ 1,772	\$ 884	\$ 2,656	\$ 13,488	\$ 14,372
Total		\$ 102,986	\$ 29,363	\$ 132,348	\$ 77,194	\$ 9,520	\$ 86,714	\$ 45,634	\$ 25,792

AYURVEDIC ACADEMY INC.

691 S Milpitas Blvd Ste 206, Milpitas, CA95035

Schedules to Balance sheet as on March 31,2022

Schedule -2 Unsecured Loan	As on March 31, 2022	As on March 31, 2021
Ayurvedagram Heritage Wellness Centre	\$ 64,928	\$ 63,571.70
Kerala Ayurveda India	\$ 96,582	\$ 276,115.44
Credit Card		
Total	\$ 161,510	\$ 339,687
Schedule -3 Current Liabilities	As on March 31, 2022	As on March 31, 2021
Accounts Payable		
for Services and supplies	\$ 68,643	\$ 34,676.11
For Payroll and Staff Dues	\$ 106,294	\$ 94,541.85
PPP Loan	\$ -	\$ 105,959.00
for Others	\$ 22,958	\$ 78,359.72
Total	\$ 197,895	\$ 313,537
Advances Received		
Advance Tution Fee	\$ 1,383,614	\$ 1,122,280
Advance for India Intenstive program	\$ 50,809	\$ 28,139
Advance for Workshop	\$ 10,215	\$ 22,349
Total	\$ 1,444,638	\$ 1,172,767
Schedule -5 Loans and Advances	As on March 31, 2022	As on March 31, 2021
Advances to Staff		
Prepaid Exp		
Deposits	\$ 32,669	\$ 32,669
Advances to Others	\$ 2,191,758	\$ 1,206,156
Total	\$ 2,224,427	\$ 1,238,824
Schedule -6 Current Assets	As on March 31, 2022	As on March 31, 2021
Cash and Bank Balance		
Wells Fargo(FC)-7758101963		
Wells Fargo SB A/c -146931024		
Wells Fargo(Sea)-7758102136	\$ 230,401	\$ 1,178,171
Cash in Hand	\$ 259	\$ 102
Credit Card Collection Visa/MC	\$ 8,717	\$ 1,184
Check Collections Fund	\$ 13,589	\$ 5,625
Total	\$ 252,965	\$ 1,185,081
Inventory	0	\$ 56,462

Accounts Receivable		
Tuition fee receivable	\$ 13,534.96	\$ 19,419
Advance for Purchase	\$ 782,512	\$ 782,512
Total	\$ 796,047	\$ 801,932